



**2009**  
**Fiscal Year Statistics**  
**United States**  
**District Court**  
**Western District of Texas**

**Walter S. Smith, Jr., Chief Judge**

***UNITED STATES DISTRICT COURT***  
***for the***  
***WESTERN DISTRICT OF TEXAS***

***20 0 9 FISCAL YEAR STATISTICS***

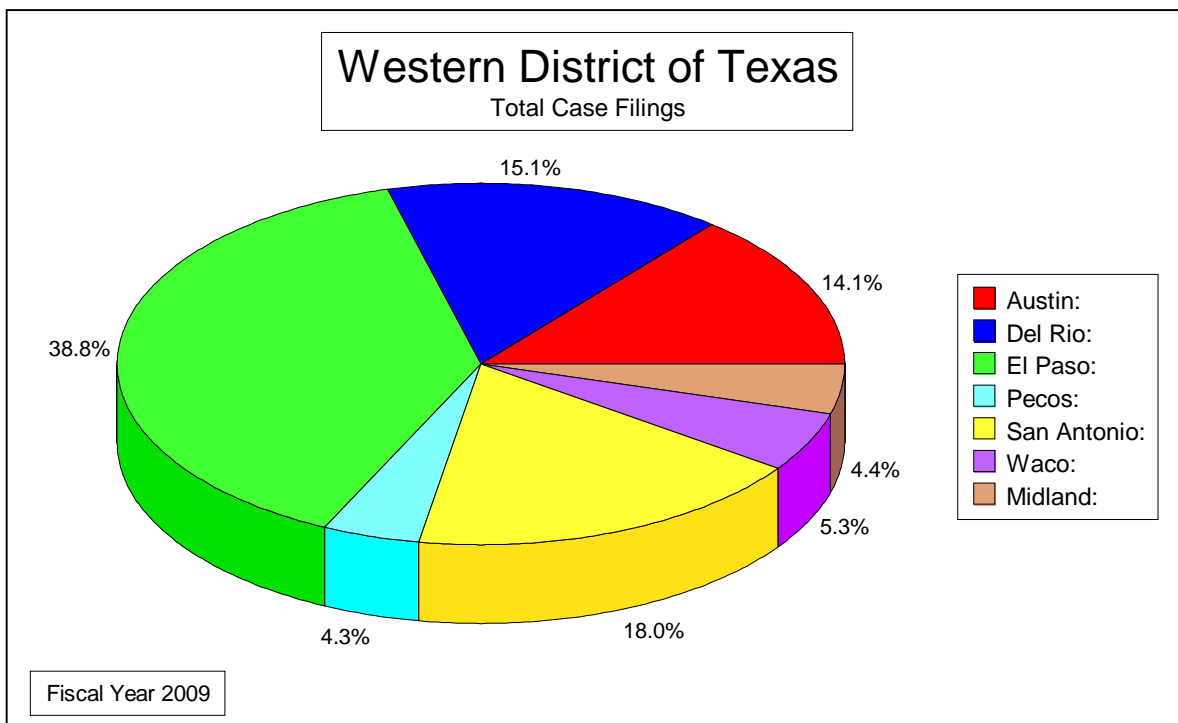
**Total Case Filings - Pie Chart ..... 1**  
**Civil Case Filings - Pie Chart ..... 2**  
**Criminal Case Filings - Pie Chart ..... 3**  
**Criminal Defendants Filed - Pie Chart ..... 4**  
**Total Filings - TXWD - 10 Year Report ..... 5**  
**Civil Cases Filed - TXWD - 10 Year Report ..... 6**  
**Criminal Cases Filed - TXWD - 10 Year Report ..... 7**  
**Criminal Defendants Filed - TXWD - 10 Year Report ..... 8**

# TOTAL CASE FILINGS

FY 2009

[OCTOBER 1, 2008 - SEPTEMBER 30, 2009]

<b>DIVISION</b>	<b>Civil</b>	<b>Criminal</b>	<b>Total</b>
Austin:	902	507	1409
Del Rio:	72	1442	1514
El Paso:	466	3424	3890
Pecos:	52	380	432
San Antonio:	1001	801	1802
Waco:	328	208	536
Midland:	143	301	444
<b>Total:</b>	<b>2964</b>	<b>7063</b>	<b>10027</b>

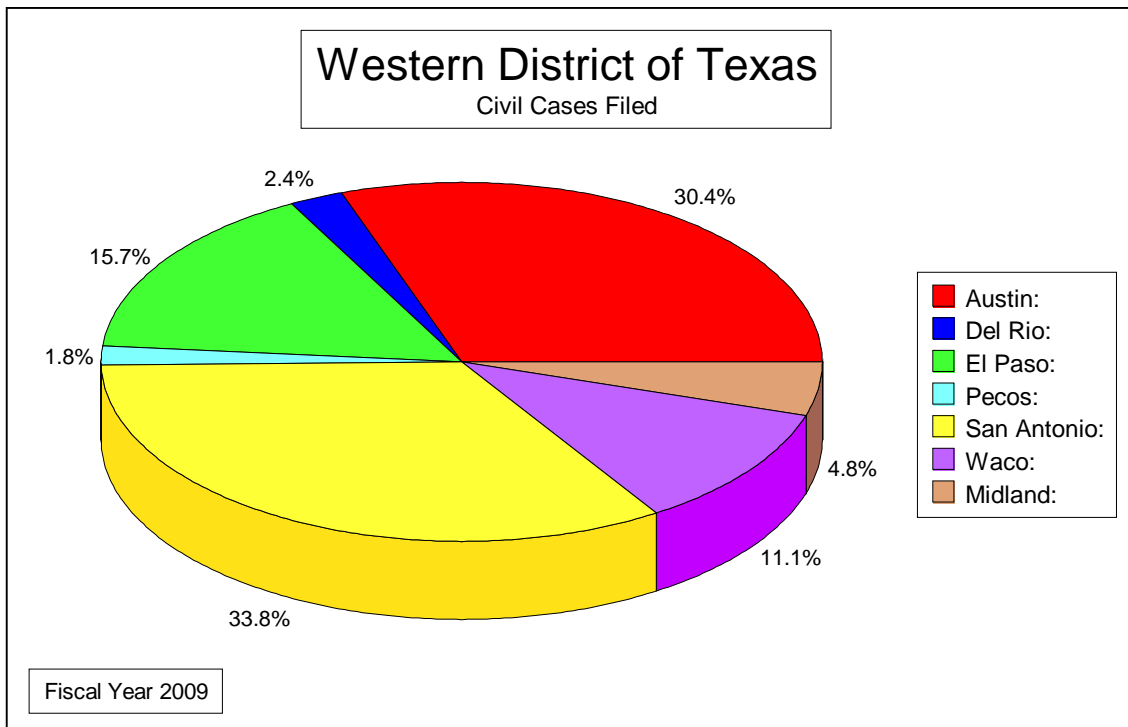


# CIVIL CASE FILINGS

FY 2009

[OCTOBER 1, 2008 - SEPTEMBER 30, 2009]

DIVISION	Civil Cases Filed
Austin:	902
Del Rio:	72
El Paso:	466
Pecos:	52
San Antonio:	1001
Waco:	328
Midland:	143
<b>Total:</b>	<b>2964</b>

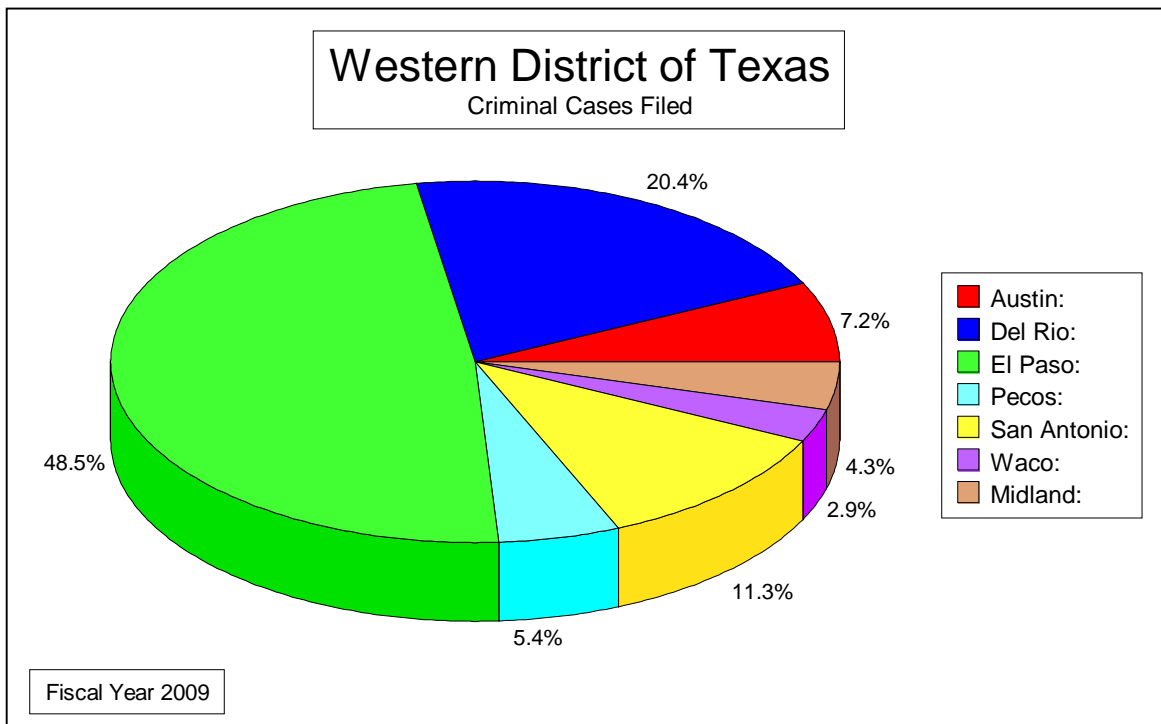


# CRIMINAL CASE FILINGS

FY 2009

[OCTOBER 1, 2008 - SEPTEMBER 30, 2009]

DIVISION	Criminal Cases Filed
Austin:	507
Del Rio:	1442
El Paso:	3424
Pecos:	380
San Antonio:	801
Waco:	208
Midland:	301
<b>Total:</b>	<b>7063</b>

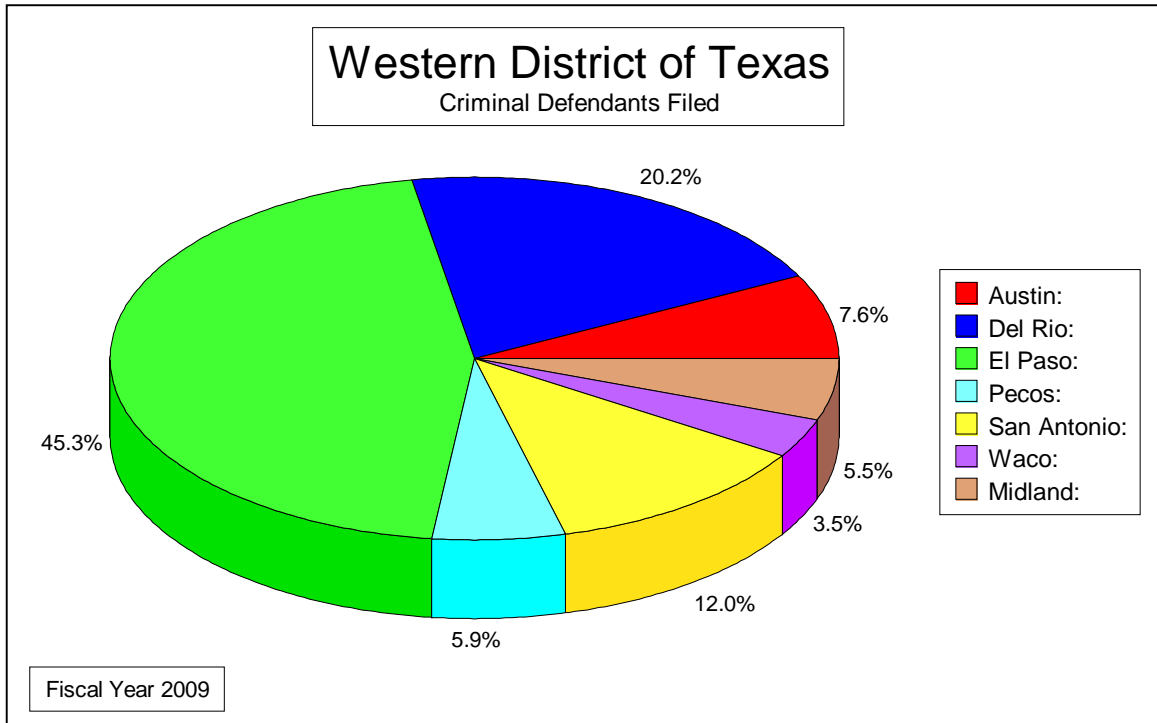


# CRIMINAL DEFENDANTS FILED

FY 2009

[OCTOBER 1, 2008 - SEPTEMBER 30, 2009]

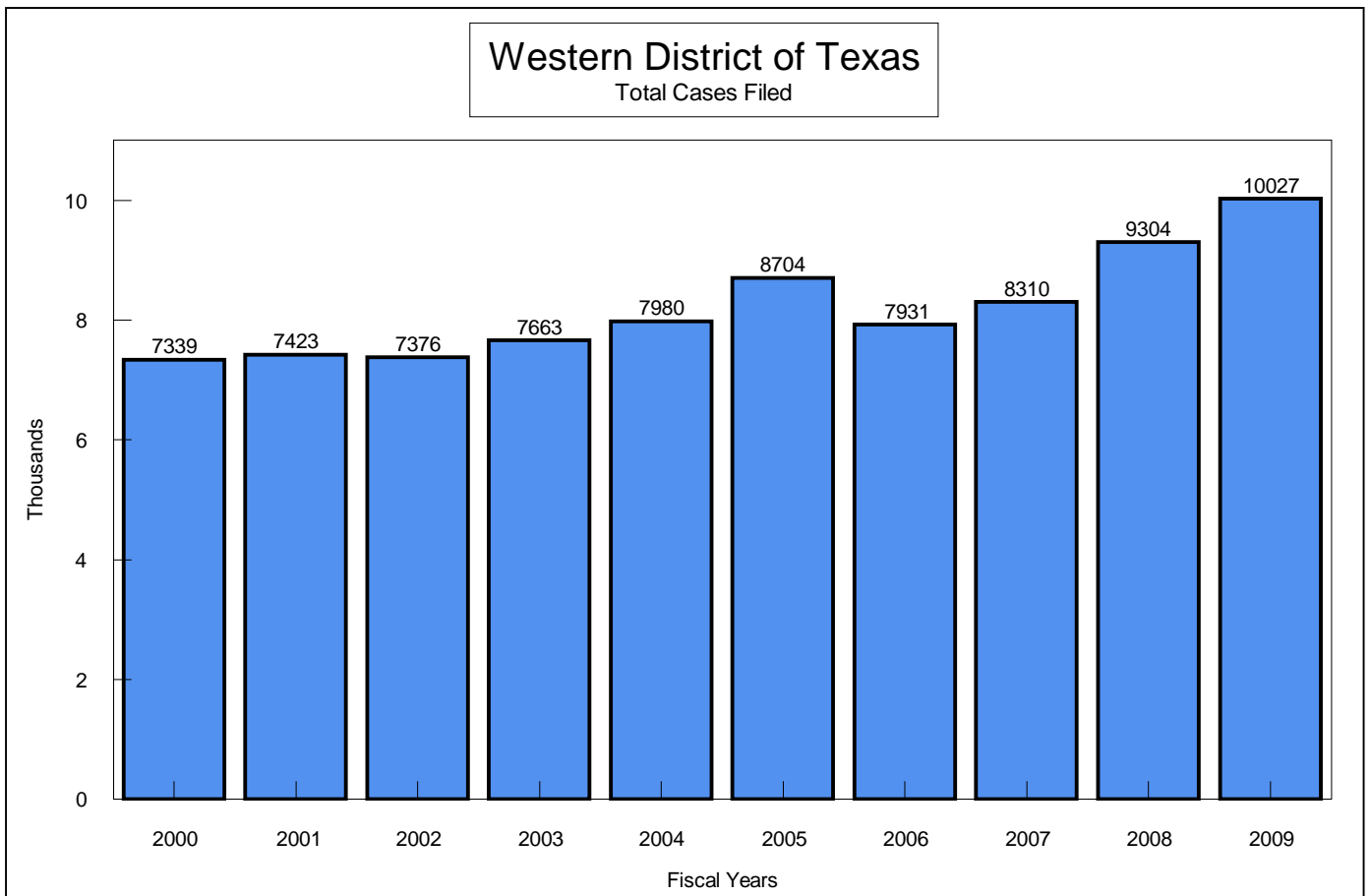
DIVISION	Criminal Defendants Filed
Austin:	624
Del Rio:	1664
El Paso:	3735
Pecos:	486
San Antonio:	988
Waco:	286
Midland:	453
<b>Total:</b>	<b>8236</b>



**TOTAL CASES FILED -- TEXAS WESTERN**

**Past 10 Fiscal Years**

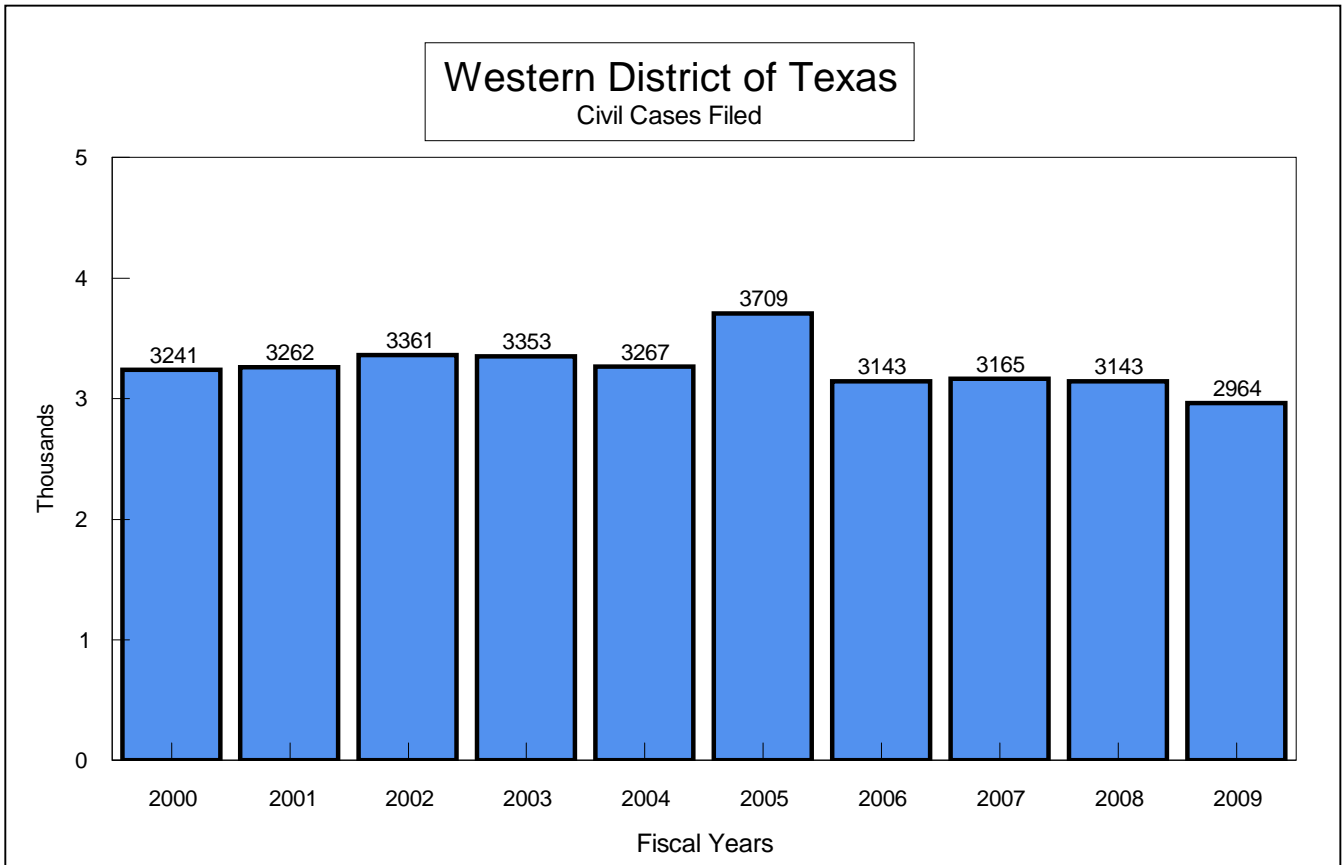
	2000	2001	2002	2003	2004	2005	2006	2007	2008	2009
<b>Austin</b>	1056	1074	1101	1155	1114	1487	1229	1222	1333	1409
<b>Del Rio</b>	795	747	760	892	1013	1113	1110	1011	1232	1514
<b>El Paso</b>	2363	2504	2552	2650	2880	3115	2887	3323	3846	3890
<b>Midland</b>	293	300	284	322	369	378	366	331	389	444
<b>Pecos</b>	487	513	484	476	410	351	327	356	331	432
<b>San Antonio</b>	1907	1813	1650	1616	1573	1635	1471	1481	1613	1802
<b>Waco</b>	438	472	545	552	621	625	541	586	560	536
<b>Total:</b>	7339	7423	7376	7663	7980	8704	7931	8310	9304	10027
<b>+/-</b>		84	-47	287	317	724	-773	379	994	723
<b>% Change</b>		1%	-1%	4%	4%	9%	-9%	5%	12%	8%



**CIVIL CASES FILED -- TEXAS WESTERN**

**Past 10 Fiscal Years**

	2000	2001	2002	2003	2004	2005	2006	2007	2008	2009
<b>Austin</b>	807	830	858	878	876	1279	982	1017	968	902
<b>Del Rio</b>	61	84	73	78	85	86	86	72	81	72
<b>El Paso</b>	383	418	570	510	463	460	465	436	508	466
<b>Midland</b>	135	162	163	192	160	171	153	116	158	143
<b>Pecos</b>	52	58	93	126	105	108	70	73	43	52
<b>San Antonio</b>	1459	1377	1212	1191	1150	1166	1033	1036	1009	1001
<b>Waco</b>	344	333	392	378	428	439	354	415	376	328
<b>Total:</b>	3241	3262	3361	3353	3267	3709	3143	3165	3143	2964
<b>+/-</b>		21	99	-8	-86	442	-566	22	-22	-179
<b>% Change</b>		1%	3%	-0%	-3%	14%	-15%	1%	-1%	-6%

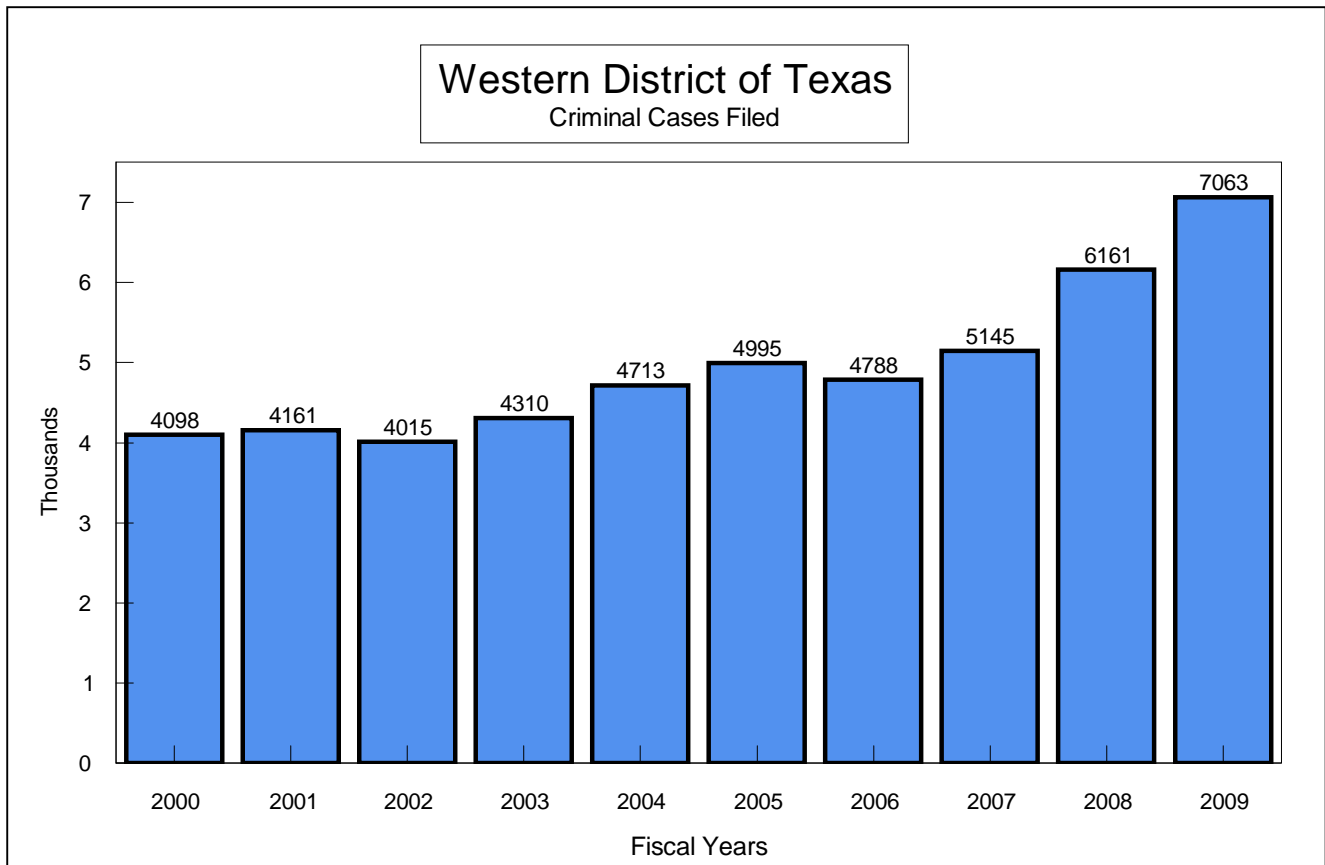




**CRIMINAL CASES FILED -- TEXAS WESTERN**

**Past 10 Fiscal Years**

	2000	2001	2002	2003	2004	2005	2006	2007	2008	2009
<b>Austin</b>	249	244	243	277	238	208	247	205	365	507
<b>Del Rio</b>	734	663	687	814	928	1027	1024	939	1151	1442
<b>El Paso</b>	1980	2086	1982	2140	2417	2655	2422	2887	3338	3424
<b>Midland</b>	158	138	121	130	209	207	213	215	231	301
<b>Pecos</b>	435	455	391	350	305	243	257	283	288	380
<b>San Antonio</b>	448	436	438	425	423	469	438	445	604	801
<b>Waco</b>	94	139	153	174	193	186	187	171	184	208
<b>Total:</b>	4098	4161	4015	4310	4713	4995	4788	5145	6161	7063
<b>+/-</b>		63	-146	295	403	282	-207	357	1016	902
<b>% Change</b>		2%	-4%	7%	9%	6%	-4%	7%	20%	15%



**CRIMINAL DEFENDANTS FILED -- TEXAS WESTERN**

**Past 10 Fiscal Years**

	2000	2001	2002	2003	2004	2005	2006	2007	2008	2009
<b>Austin</b>	324	308	286	359	296	296	357	300	535	624
<b>Del Rio</b>	934	913	899	1093	1073	1192	1202	1175	1396	1664
<b>El Paso</b>	2253	2484	2329	2450	2868	3037	2773	3249	3667	3735
<b>Midland</b>	303	257	172	197	323	321	352	309	386	453
<b>Pecos</b>	592	608	604	522	442	354	427	406	394	486
<b>San Antonio</b>	683	705	645	680	674	699	610	686	868	988
<b>Waco</b>	136	222	239	314	290	303	263	220	253	286
<b>Total:</b>	5225	5497	5174	5615	5966	6202	5984	6345	7499	8236
<b>+/-</b>		272	-323	441	351	236	-218	361	1154	737
<b>% Change</b>		5%	-6%	9%	6%	4%	-4%	6%	18%	10%

